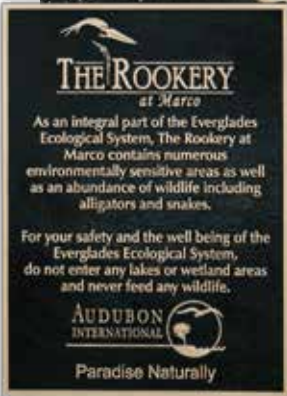



Cast Bronze & Aluminum Plaques



How to Order Cast Plaques..

Need a plaque for a special occasion, dedication, memorial or custom application? We can assist you through the design process including helping choose the material, size and layout that best fits your needs. Customers are provided with computer rendered drawings of their plaque to view before it is ever cast. Our photopolymer pattern process creates the custom designed pattern directly from the computer approval drawing, eliminating the possibility of misspellings or setup errors. This also allows us to incorporate custom graphics, special fonts, logos or other custom characters at no additional charge. We manufacture and finish all plaques in-house allowing us to offer our customers factory-direct pricing. Call us for details or view our website for details on ordering custom plaques.



Concept to Reality

AT MANUFACTURER DIRECT PRICING



CUSTOM
RENDERINGS

APPROVED!

OVER 125 STANDARD SIZES!

FINISHED PRODUCT



Recognition, Dedication, Commemoration & Identification...

1 What Size Plaque do you require?

Our standard size shown on page 28. We can cast your plaque in any custom size or shape required, call us with your needs. We will provide pricing and approval drawings upon request.

2 What border style and mounting do you prefer?

Beveled borders will increase the price due to additional finishing requirements, see below.

3 Cast Bronze or Aluminum material?

Each material has distinct characteristics and advantages. Call our customer service department for assistance in determining which material will work best for your particular application.

4 Provide us with text copy, special characters, logos & layout instructions.

Order/Quote forms are available on our website with a complete list of requirements needed to place an order.




Standard Border Styles...



Single Line Double Line No Border Bevel Single Line Bevel

*ADD 10% FOR BEVELED BORDERS

Mounting Styles...



Concealed Toggle Bolt Expansion Anchor Wood Screw

CALL FOR AVAILABLE "ROSETTE" STYLES

Just a few possible font choices...

Arial Black

Bakersville Olde Face

Bernard Condensed

Bodoni MT

Book Antiqua

Brush Script

Caslon Condensed

Century Old Style

Clarendon

Classico Medium

Cooper

COPPERPLATE

Friz Quadrata

Futura BT

Garamond Med

Goudy Old Style

Helvetica

Impact

Kabel

Myriad

Perpetua

Poor Richard

Rockwell

Tahoma

Times New Roman

TRAJAN BD

Verdana

Zurich Bold

Cast Plaques Standard Size Chart

Signature Streetscapes has the capability to bring your vision to life in cast **bronze or aluminum**. We can help you with both concept and design by taking your ideas and rendering realistic graphics to help you better visualize the finished product before approving for production. We have helped thousands of customers create unique one of a kind cast metal plaques for a variety of special occasions and dedications. Let us help you take your ideas and bring them to life today! Call our helpful customer service department for additional details and prices.

FOR THE "ITEM I.D." CODES, USE "BZ" OR "AL" AFTER "PQ" TO SPECIFY MATERIAL OF PLAQUE WHEN ORDERING

SIZE	ITEM I.D.
5 x 3	PQ__- 5 x 3
5 x 5	PQ__- 5 x 5
6 x 1/2	PQ__- 6 x 1/2
6 x 3/4	PQ__- 6 x 3/4
6 x 1	PQ__- 6 x 1
6 x 2	PQ__- 6 x 2
6 x 3	PQ__- 6 x 3
6 x 4	PQ__- 6 x 4
6 x 5	PQ__- 6 x 5
6 x 6	PQ__- 6 x 6
7 x 1/2	PQ__- 7 x 1/2
7 x 3/4	PQ__- 7 x 3/4
7 x 1	PQ__- 7 x 1
7 x 3	PQ__- 7 x 3
7 x 4	PQ__- 7 x 4
7 x 5	PQ__- 7 x 5
8 x 1/2	PQ__- 8 x 1/2
8 x 3/4	PQ__- 8 x 3/4
8 x 1	PQ__- 8 x 1
8 x 1-1/4	PQ__- 8 x 1-1/4
8 x 1-1/2	PQ__- 8 x 1-1/2
8 x 2	PQ__- 8 x 2
8 x 3/4	PQ__- 8 x 3
8 x 4	PQ__- 8 x 4
8 x 5	PQ__- 8 x 5
8 x 6	PQ__- 8 x 6
8 x 8	PQ__- 8 x 8
9 x 1/2	PQ__- 9 x 1/2
9 x 3/4	PQ__- 9 x 3/4
9 x 1	PQ__- 9 x 1
9 x 1-1/2	PQ__- 9 x 1-1/2
9 x 2	PQ__- 9 x 2
9 x 3	PQ__- 9 x 3
9 x 4	PQ__- 9 x 4
9 x 5	PQ__- 9 x 5
9 x 6	PQ__- 9 x 6

SIZE	ITEM I.D.
9 x 7	PQ__- 9 x 7
9 x 8	PQ__- 9 x 8
9 x 9	PQ__- 9 x 9
9-1/2 x 2	PQ__- 9-1/2 x 2
10 x 1/2	PQ__- 10 x 1/2
10 x 3/4	PQ__- 10 x 3/4
10 x 1	PQ__- 10 x 1
10 x 1-1/4	PQ__- 10 x 1-1/4
10 x 1-1/2	PQ__- 10 x 1-1/2
10 x 2	PQ__- 10 x 2
10 x 2-1/2	PQ__- 10 x 2-1/2
10 x 3	PQ__- 10 x 3
10 x 4	PQ__- 10 x 4
10 x 5	PQ__- 10 x 5
10 x 6	PQ__- 10 x 6
10 x 8	PQ__- 10 x 8
10 x 10	PQ__- 10 x 10
10-1/4 x 2-1/2	PQ__- 10-1/4x2-1/2
12 x 3/4	PQ__- 12 x 3/4
12 x 1	PQ__- 12 x 1
12 x 1-1/4	PQ__- 12 x 1-1/4
12 x 1-1/2	PQ__- 12 x 1-1/2
12 x 2	PQ__- 12 x 2
12 x 2-1/2	PQ__- 12 x 2-1/2
12 x 3	PQ__- 12 x 3
12 x 4	PQ__- 12 x 4
12 x 5	PQ__- 12 x 5
12 x 6	PQ__- 12 x 6
12 x 8	PQ__- 12 x 8
12 x 9	PQ__- 12 x 9
12 x 10	PQ__- 12 x 10
12 x 12	PQ__- 12 x 12
14 x 2	PQ__- 14 x 2
14 x 4	PQ__- 14 x 4
14 x 6	PQ__- 14 x 6
14 x 8	PQ__- 14 x 8

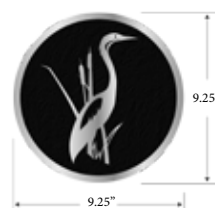
SIZE	ITEM I.D.
14 x 10	PQ__- 14 x 10
14 x 12	PQ__- 14 x 12
14 x 14	PQ__- 14 x 14
15 x 10	PQ__- 15 x 10
15 x 12	PQ__- 15 x 12
15 x 15	PQ__- 15 x 15
16 x 2	PQ__- 16 x 2
16 x 4	PQ__- 16 x 4
16 x 6	PQ__- 16 x 6
16 x 8	PQ__- 16 x 8
16 x 10	PQ__- 16 x 10
16 x 12	PQ__- 16 x 12
16 x 14	PQ__- 16 x 14
16 x 16	PQ__- 16 x 16
18 x 2	PQ__- 18 x 2
18 x 4	PQ__- 18 x 4
18 x 6	PQ__- 18 x 6
18 x 8	PQ__- 18 x 8
18 x 10	PQ__- 18 x 10
18 x 12	PQ__- 18 x 12
18 x 14	PQ__- 18 x 14
18 x 15	PQ__- 18 x 15
18 x 16	PQ__- 18 x 16
18 x 18	PQ__- 18 x 18
20 x 2	PQ__- 20 x 2
20 x 4	PQ__- 20 x 4
20 x 5	PQ__- 20 x 5
20 x 6	PQ__- 20 x 6
20 x 8	PQ__- 20 x 8
20 x 10	PQ__- 20 x 10
20 x 12	PQ__- 20 x 12
20 x 14	PQ__- 20 x 14
20 x 16	PQ__- 20 x 16
20 x 18	PQ__- 20 x 18
20 x 20	PQ__- 20 x 20
22 x 10	PQ__- 22 x 10

SIZE	ITEM I.D.
22 x 12	PQ__- 22 x 12
24 x 4	PQ__- 24 x 4
24 x 6	PQ__- 24 x 6
24 x 8	PQ__- 24 x 8
24 x 10	PQ__- 24 x 10
24 x 12	PQ__- 24 x 12
24 x 14	PQ__- 24 x 14
24 x 16	PQ__- 24 x 16
24 x 18	PQ__- 24 x 18
24 x 20	PQ__- 24 x 20
24 x 24	PQ__- 24 x 24
28 x 18	PQ__- 28 x 18
30 x 4	PQ__- 30 x 4
30 x 6	PQ__- 30 x 6
30 x 8	PQ__- 30 x 8
30 x 10	PQ__- 30 x 10
30 x 12	PQ__- 30 x 12
30 x 18	PQ__- 30 x 18
30 x 20	PQ__- 30 X 20
30 x 24	PQ__- 30 X 24
30 x 30	PQ__- 30 x 30
34 x 26	PQ__- 34 x 26
36 x 4	PQ__- 36 x 4
36 x 6	PQ__- 36 x 6
36 x 8	PQ__- 36 x 8
36 x 12	PQ__- 36 x 12
36 x 18	PQ__- 36 x 18
36 x 20	PQ__- 36 x 20
36 x 24	PQ__- 36 x 24
36 x 30	PQ__- 36 x 30
36 x 36	PQ__- 36 x 36
40 x 28	PQ__- 40 x 28
40 x 30	PQ__- 40 x 30
42 x 36	PQ__- 42 x 36
48 x 24	PQ__- 48 x 24
48 x 36	PQ__- 48 x 36

SIGNATURE STREETSCAPES WILL PROVIDE SCALE CUSTOMER APPROVAL DRAWINGS BY E-MAIL ON ALL CUSTOM CAST PLAQUE ORDERS

How to price custom size & shape plaques...

Signature Streetscapes does not charge our customers for custom sizes or shapes. For a size not shown, use the next largest plaque size from the list above. The same applies for custom shapes and circles as shown in the examples to the right. Simply take the length and width of the plaque you require and follow the instructions shown to the right to determine the item you need. Send us files and we can help you visualize the plaque your need with full color renderings.



PRICE AS 10" x 10"
CAST ALUMINUM
ITEM I.D. - PQAL-10x10



PRICE AS 20" x 12"
CAST BRONZE
ITEM I.D. - PQBZ-20x12



Custom Shapes

Have a strange or unique shape? No problem! No additional setup or pattern charges will be added to your order. We can even help you create the artwork required to manufacture the plaque if you do not already have it.



Etched Metal Photo

This process uses a photo-sensitive aluminum sheet, available in natural aluminum or gold-tone. The photo is produced as a permanent black image on the plate. This method can be used in both interior and exterior applications.



Alumaticolor Photos

Alumaticolor technology embeds UV resistant dyes into the anodic layer of anodized aluminum and has applications limited only by the imagination. Call us for artwork requirements and prices.



Background Textures

All our plaques are manufactured with a standard leatherette background texture. Other textures are available upon request and include: pebble, travertine & sculptured. Call for details and prices.



Podium Style Mount

Podium style mounted plaques allow for angled viewing. Plaques are secured to podiums with provided stainless steel hardware. A variety of post profiles and decorative options are available.

Add your Logo

Provide us with production ready artwork of your logo or special characters and we can cast them directly into your plaque, no additional charge! Our precision casting process allows for even the finest details.



Bas Relief Sculpture

The ultimate in premium photo or graphic reproduction. No other process can create the same rich detail our artists achieve by hand carving bas-relief patterns. Once completed, a sand mold is made to cast a metal version.



Raised Painted

Hand painted plaques and custom color matching is our specialty. We can paint your plaque to match exact specifications. Prices are determined by design and color requirements.



Add-Plate Plaques

Let us help you design a plaque that evolves over time. Names are cast on separate plates and added to the primary tablet as needed. Call us with your requirements and we can design it!



Duel Post Mounting

Duel post sign mountings provide for unique site directional and identification solutions. See our post, base & decorative cap options on pages 18 & 19. Call us and we can design it for you!

